



TYPE: FJ Cruiser
 MODEL: GSJ15
 YEAR: 11/2006 to 11/2010 (USA),
 01/2011 on (AUST)
 DETAIL: 4.0L V6




FRONT

QTY	PART NUMBER	PRICE
-----	-------------	-------



COIL SPRING

11/2006 to 11/2010

	Linear Rate Raised Height (35mm Lift)	1	C59-238	B
	Linear Rate Raised Height (60mm Lift) Up to 50Kg	1	C59-300	B
	Linear Rate Raised Height (60mm Lift) 50-100Kg	1	C59-302	B
2011 on				
	Linear Rate Raised Height (35mm Lift)	1	C59-296	B
	Linear Rate Raised Height (60mm Lift) Up to 50Kg	1	C59-302	B
	Linear Rate Raised Height (60mm Lift) 80-100Kg	1	C59-350	B


SHOCK ABSORBER

11/2006 to 11/2010

	Twin Tube Gas Heavy Duty	2	GS59-221	
	Monotube Remote Reservoir Adjustable Spring Seat Heavy Duty Original Setting of X = 213mm / 8.38"	2	MR59-50221	


X - Centre of Eye to Spring Seat

2011 on

	Twin Tube Gas Heavy Duty	2	GS59-700	
	Monotube Remote Reservoir Adjustable Spring Seat Heavy Duty Original Setting of X = 213mm / 8.38"	2	MR59-50700	

X - Centre of Eye to Spring Seat

STRUT CAP

	Strut Top Cap	2	SC59-001	
--	---------------	---	-----------------	--

SWAY BAR RELOCATION

Sway Bar Relocation Kit 1 **SE59-525K**

DIFF DROP

Diff Drop Kit 1 **DD59-527K**

Must Fit When Raising Vehicle Above 50mm

UPPER CONTROL ARM

3° Castor Built In Rubber Bushes with Ball Joint 1 **UCA59-002K**

Must Fit When Raising Vehicle Above 50mm To Allow For Improved Caster Angle Alignment






BUMP STOP

Replacement Bump Stop Progressive Adjustable 0-25mm Extension 2 **BS59-560**Replaces Original Bump Stop.
If Exceeding Listed Spring Seat Heights This MUST Be Used To Prevent Coil Bind.







REAR

QTY	PART NUMBER	PRICE
-----	-------------	-------

COIL SPRING

	Linear Rate Raised Height (30mm Lift)	1	C59-599	B
	Linear Rate Raised Height (60mm Lift)	1	C59-325	B
	Linear Rate Raised Height (80mm Lift)	1	C59-327	B
	Linear Rate Raised Height (60mm Lift) 150-300Kg Constant Load	1	C59-327	B
	Linear Rate Raised Height (80mm Lift) 100-300Kg Constant Load	1	C59-329	B

SHOCK ABSORBER


	Twin Tube Gas Comfort Option Extra Soft - No Load	2	GS59-705	
	Twin Tube Gas Heavy Duty (Long Travel)	2	GS59-701	
	Twin Tube Gas Extra Heavy Duty Standard Height Only	2	GS59-637	
	Internal Monotube Heavy Duty	2	IMS59-50701	
	Monotube Remote Reservoir Extra Soft Comfort - No Load	2	MR59-50705	
	Monotube Remote Reservoir Heavy Duty	2	MR59-50701	

SHOCK ABSORBER BRACKET

Recommended For Optimal Remote Reservoir Positioning And Fitment 1 **RM59-014**

Only For Use With MR59-50701 Or MR59-50705

ADJUSTABLE PANHARD ROD

	Complete with Bushes	1	PR59-1423	
---	----------------------	---	------------------	--

UPPER & LOWER TRAILING ARMS

Designed For More Articulation

Heavy Duty Rear Lower Adjustable Control Arms (Pair) Complete With Bushes 1 **WA59-520K**Heavy Duty Rear Upper Adjustable Control Arms (Pair) Complete With Bushes 1 **WA59-522K**

SWAY BAR EXTENSION

Adjustable Sway Bar Extension (Suits 2" to 4" Lift) 2 **SE59-529**